



LITHIONICS BATTERY®

LITHIUM ION IRON PHOSPHATE BATTERY SYSTEMS



MODEL NUMBER:
GTX51V110A-F27-DIN-MODULE

EXTERNAL BMS
VERSION

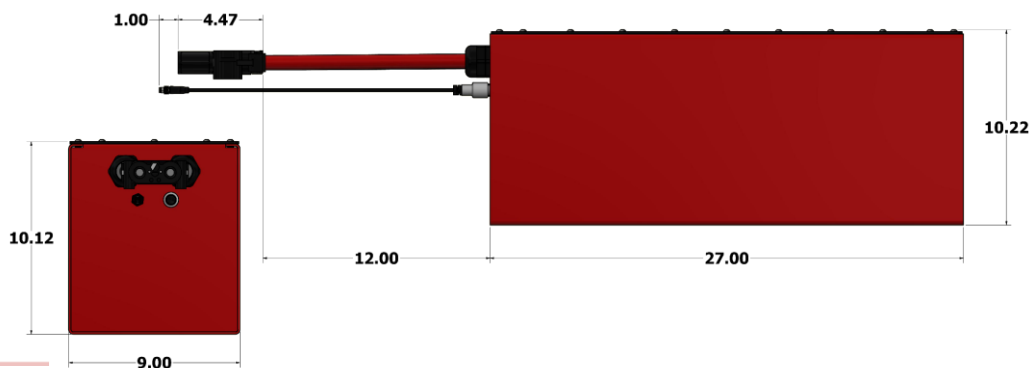


EXTERNAL BMS REQUIRED

**BMS SOLD SEPARATELY. SEE BMS
DATA SHEET PROVIDED BY LITHIONICS
BATTERY®.**

Item	Description	
Model	GTX51V110A-F27-DIN-MODULE	
Nominal Voltage	51.2	
Nominal Capacity	110	
Nominal Watt Hours	5632	
Internal Resistance	<300 milliohms	
Charge		
Charging temperature range	32F/0C to 131F/55C	
Charge voltage	57.6	
Recommended float charge voltage(for standby use)	53.6	
Recommended charge current*	50	
Allowed max charge current*	100	
Discharge		
Discharging temperature range	-4F/-20C to 131F/55C	
Operating Voltage Range	46.4 to 53.6	
Recommended discharge current*	50	
Max discharge current*	200	
Pulse discharge current	1000	
Discharge cut-off voltage	NeverDie® Power Reserve @ 48.00 Low-Voltage Cut-Off @46.4	
Mechanical		
Dimensions	Length 27.0" Width 9.0" Height 10.2"	
Weight	Approx. 98lbs (44.5kg)	
Storage		
Storage Temperature & Humidity Range	< 1 Month	-4~95°F (-20~35°C), 45~75%RH
	< 3 Months	14~86°F (-10~30°C), 45~75%RH
	Recommended storage	59~95°F (15~35°C), 45%RH~75%RH
Long Term Storage	If the battery needs to be stored for > 3 months the voltage should be 52.8V (50%SOC), and stored at the recommended storage specifications shown above. Additionally, the battery needs at least one charge & discharge cycle every six months.	
Self-discharge rate	Residual capacity	≤3% per month; ≤15% per year
	Reversible capacity	≤1.5%per month; ≤8% per year

* Maximum charging and discharging rates apply depending upon the ambient temperature and duty cycle of the system. UL1973 tests of maximum charge and discharge current were performed at 25°C/77°F



NEVERDIE®

ENERGY

110 AMP HOURS

PULSE AMPS: 1000 (1 SEC)

5632 WATT-HOURS

WARNING

1. LITHIUM BATTERIES ARE NOT DESIGNED FOR CHARGING IN SUB-FREEZING TEMPERATURES. CONTACT LITHIONICS BATTERY® FOR DETAILS ON OUR COLD WEATHER PACKAGE.
2. INSTALLATION: IT IS RECOMMENDED THAT BATTERIES BE INSTALLED CABLE OR TERMINAL SIDE UP.

NOTE: CONTACT LITHIONICS BATTERY® FOR A USER INSTALLATION GUIDE & STORAGE PROCEDURES. FOLLOW THE GUIDE TO ENSURE FITNESS OF USE & WARRANTY.

51V
GTX
SERIES